

Lesson Plan – Long Form

Subject: Reading Grade Level: 1st grade Topic: Phonics - Short vowels

Objective(s):

- TEKS: 2.A.iii distinguishing between long and short vowel sounds in one-syllable words
- SWBAT:
 - SWBAT 1: Identify words with short vowel sounds
 - SWBAT 2: Define “vowels,” and more specifically “short vowels”
- ELPS

C.2.B recognize elements of the English sound system in newly acquired vocabulary such as long and short vowels, silent letters, and consonant clusters

C.3.A practice producing sounds of newly acquired vocabulary such as long and short vowels, silent letters, and consonant clusters to pronounce English words in a manner that is increasingly comprehensible

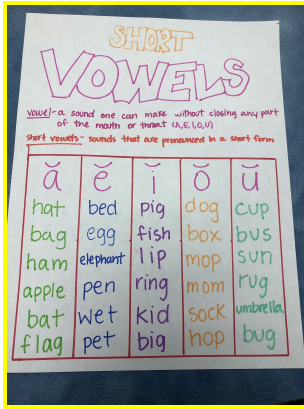
Language Demand	Language Support
Function -Students will need to read words that contain short vowel sounds.	I will go over each short vowel sound during modeling, as well as examples, so that she is able to understand the corresponding sounds to each letter.
Vocabulary - Students will need to understand the definition of vowels and short vowel sounds.	I will go over the definitions in my anchor chart, and mention that there are both short and long vowel sounds (yet today we will only be looking at short vowel sounds)
Discourse or Syntax - Students may need help sounding out short vowels.	I will practice pronunciation of short vowels in the anchor chart, as well as providing students with examples..

Introduction


- Entry/Daily Review/Anticipatory Set: I will start my lesson by showing my student a Youtube video on short vowel sounds. The video includes the names of the vowels, the sounds of short vowels and examples of them.
- Lesson Rationale: I will explain the importance of knowing our vowels and how to sound out short vowels. I will say that all words contain vowels, therefore it is important for us to learn how to sound them out.

Body


- Input/Presentation/Modeling: I will go over an anchor chart reviewing the definition of vowels and short vowels including examples. I will go over six words per short vowel. For each word I will emphasize the short vowel sound, and have her repeat it after me. (SWBAT 1 and 2)



- Guided practice/Monitoring and Adjusting/Checking Understanding: She will create a booklet on short vowel sounds. We will use construction paper to create the booklet. In each page she will include the name of the vowel, and then she will paste words that contain that short vowel sound. When she is finished, we will go over each page, sounding out the short vowel on each word. (Pictures will already be pre-cut, and coloring will only be done if time permits) (SWBAT 1)



- Independent Practice/Opportunities for Practice: I will have my student state the image focusing on the middle short vowel. Then, she will have to write the short vowel sound she believes belongs in the blank. (SWBAT 1)


















- Modifications for Learners with Exceptionalities: If the student would have trouble using scissors, the pictures will already be pre-cut for her. If the student has trouble folding her booklet or pasting pictures onto it, I will assist her with the process. If she has trouble distinguishing the different sounds, we will be practicing them numerous times through videos, a booklet, and an anchor chart.

Conclusion

- Assessment of Learning: I will evaluate her knowledge in identifying words with short vowel sounds by having her complete this short vowels fun sheet. Her job is to color/circle the picture that contains the short vowel sound of the specific vowel on the left.

Name _____ Date _____

Short Vowels
Color the picture that matches the short vowel sound on each row.

a			
e			
i			
o			
u			

If the student gets 4 out of the 5 short vowels correctly, she has mastered the lesson.

- Extension: I will have my student come up with 5 sentences (1 sentence per short vowel) containing a word that has a short vowel sound.
- Closure: I will summarize the lesson, and let her know that it is important for us to learn the short vowel sounds since they are on our daily vocabulary. I will also mention that there are also long vowel sounds in which we will be discussing on our next lesson.

Materials Needed

- Youtube video (phone)
- Short vowel anchor chart
- Construction paper
- Colors
- Glue stick
- Pencil
- Picture cut-outs
- Vowel sounds fun sheet
- Short vowels fun sheet

Sources:

<https://www.youtube.com/watch?v=RUSCz41aDug>

<https://www.pinterest.com/pin/839710293009495336/>

<https://www.pinterest.com/pin/192106740330809995/?lp=true>

<https://www.madebyteachers.com/products/short-vowel-sounds-worksheet/>

<https://cleverlearner.com/letter-sounds/short-vowel-sounds-worksheets.html>